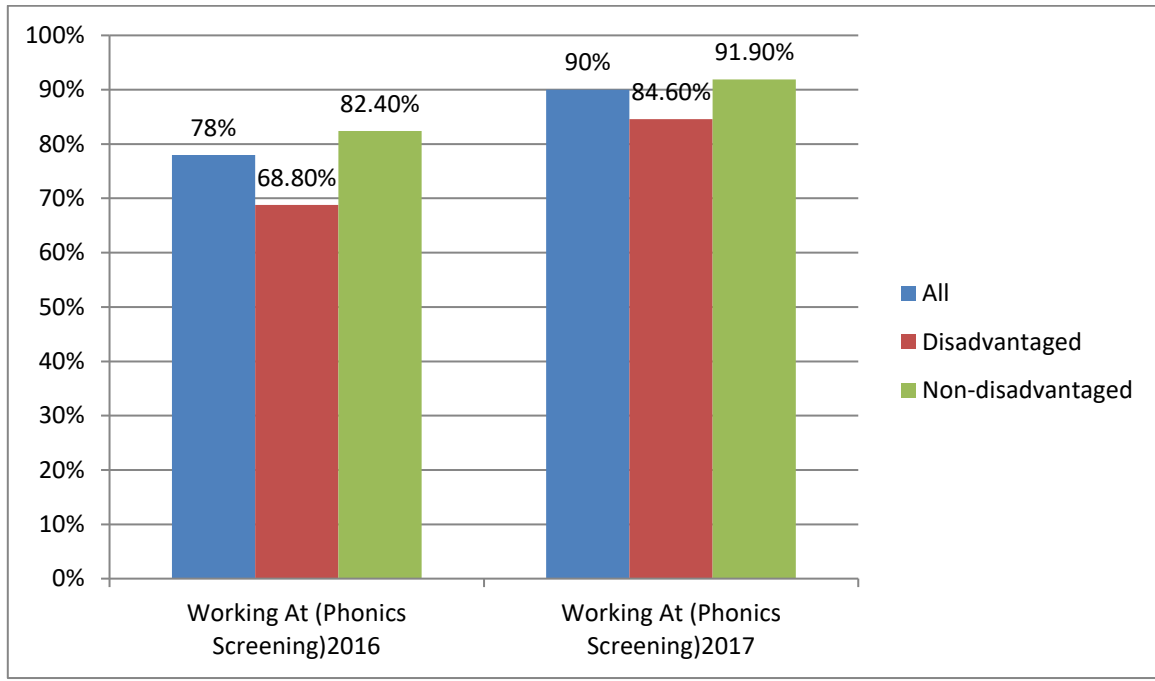


Year 1 Phonics Screening

	Whole Cohort	Disadvantaged	Non-Disadvantaged
	Working At	Working At	Working At
2016	78%	68.75%	82.35%
2017	90%	84.62%	91.89%

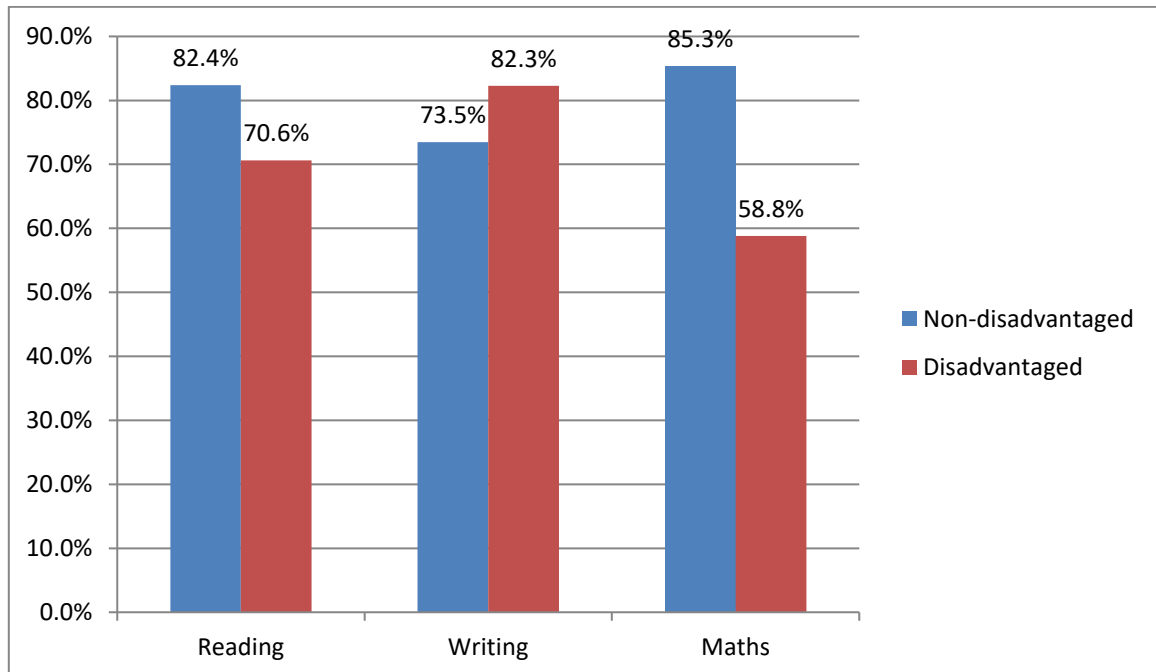


Key Stage 1 Data 2017

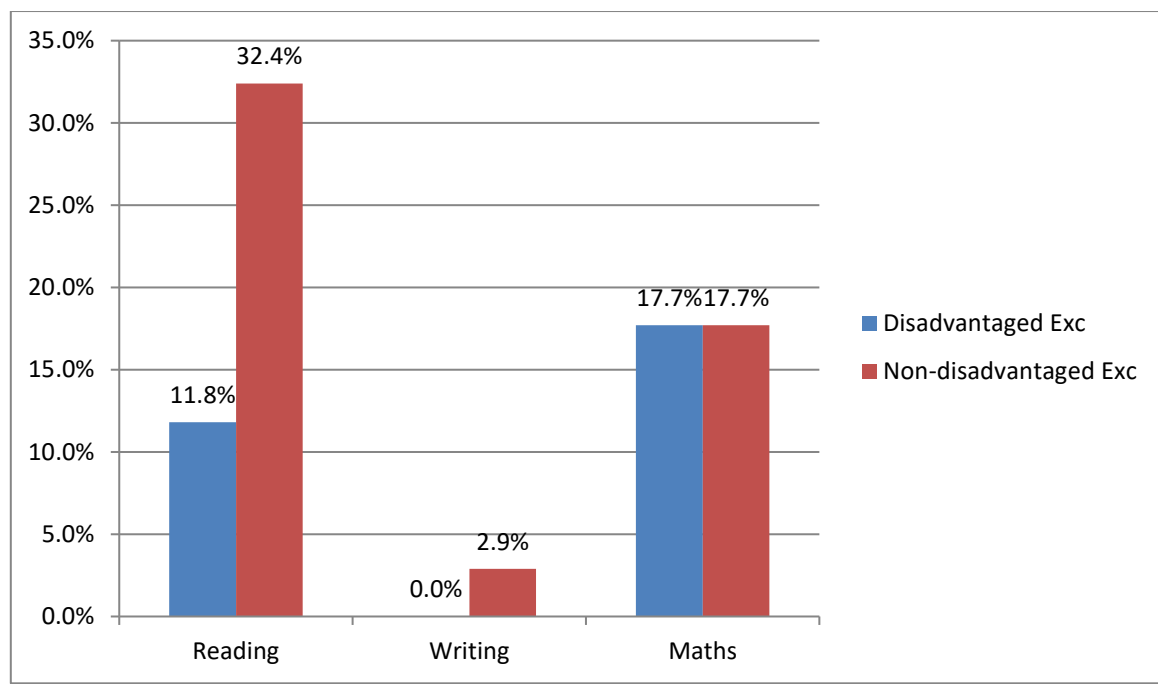
	Whole Cohort		Disadvantaged		Non-Disadvantaged	
	Expected +	Exceeding	Expected +	Exceeding	Expected +	Exceeding
Reading 2016	78.4% 60.3%	25.5% 13.2%	70.6% 68.1%	11.8% 13.6%	82.4% 54.8%	32.4% 12.9%
Writing 2016	66.6% 41.5%	1.9% 3.7%	82.3% 40.9%	0% 4.5%	73.5% 41.9%	2.9% 3.2%
Maths 2016	76.5% 56.6%	17.7% 9.4%	58.8% 59%	17.7% 9%	85.3% 54.8%	17.7% 9.6%

Disadvantaged Expected Plus Attainment Against Non-disadvantaged 2017

KS1



% of children achieving exceeding at the end of Key Stage 1

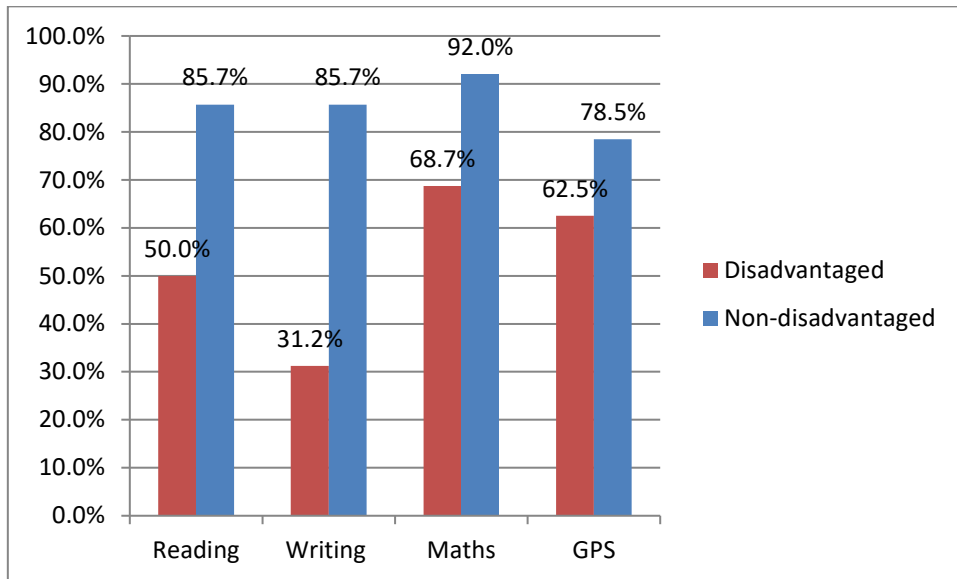


Key Stage 2 Data 2017

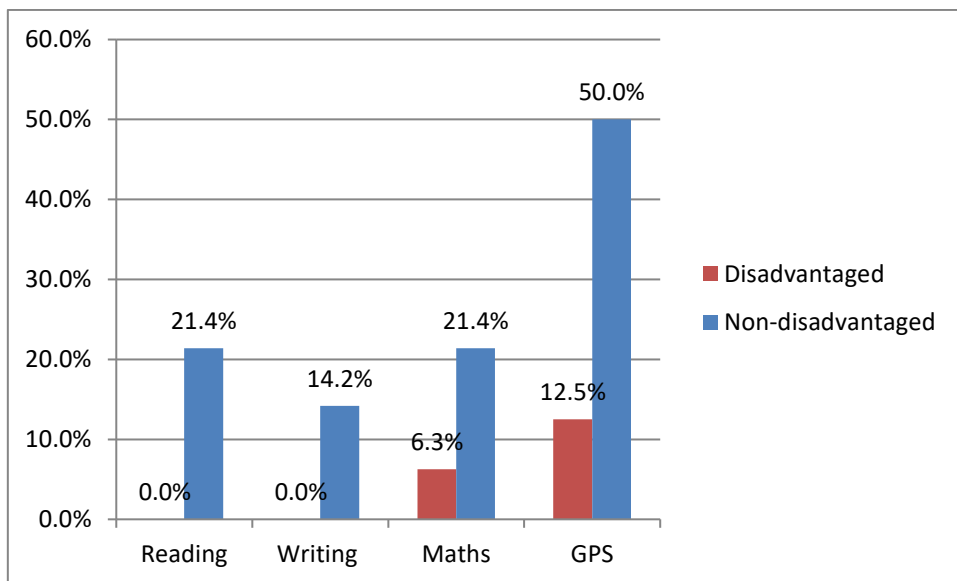
	Whole Cohort		Disadvantaged		Non-Disadvantaged	
	Expected +	Exceeding	Expected +	Exceeding	Expected +	Exceeding
Reading	66.6%	10.0%	50.0%	0.0%	85.7%	21.4%
Writing	56.6%	6.6%	31.2%	0.0%	85.7%	14.2%
Maths	80.0%	13.3%	68.7%	6.3%	92.0%	21.4%
SPAG	70.0%	30.0%	62.5%	12.5%	78.5%	50.0%

Disadvantaged Expected Plus Attainment Against Non-disadvantaged 2017

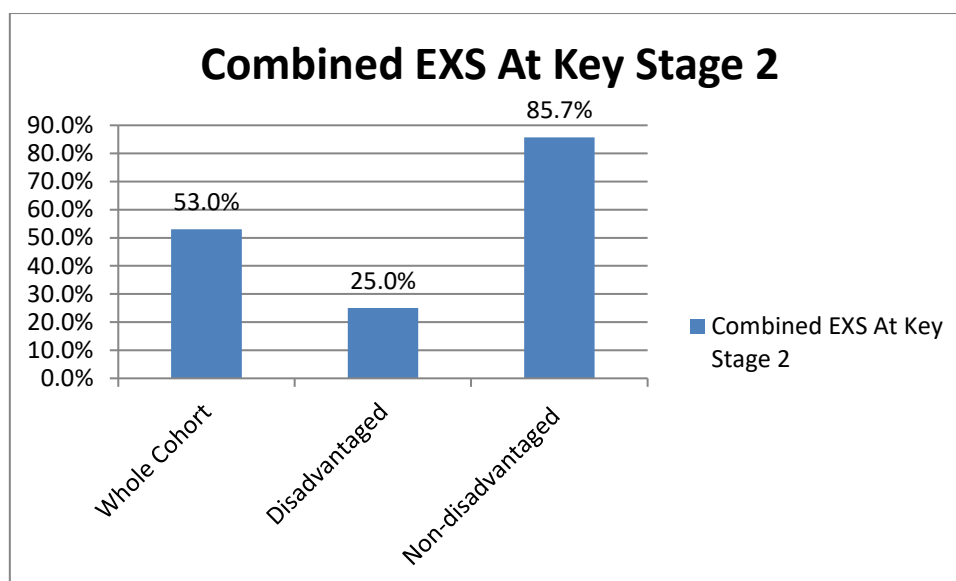
KS2



Percentage of each group working at exceeding



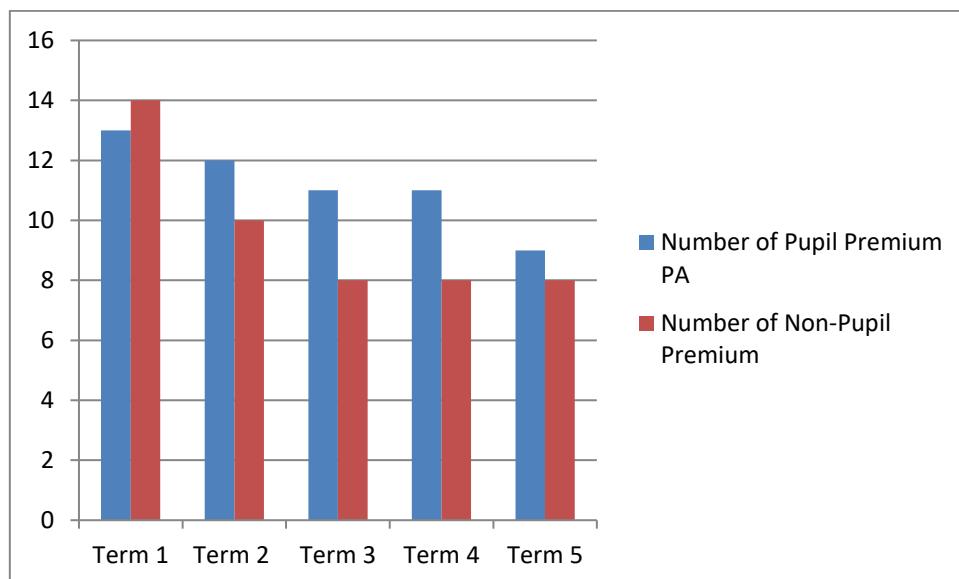
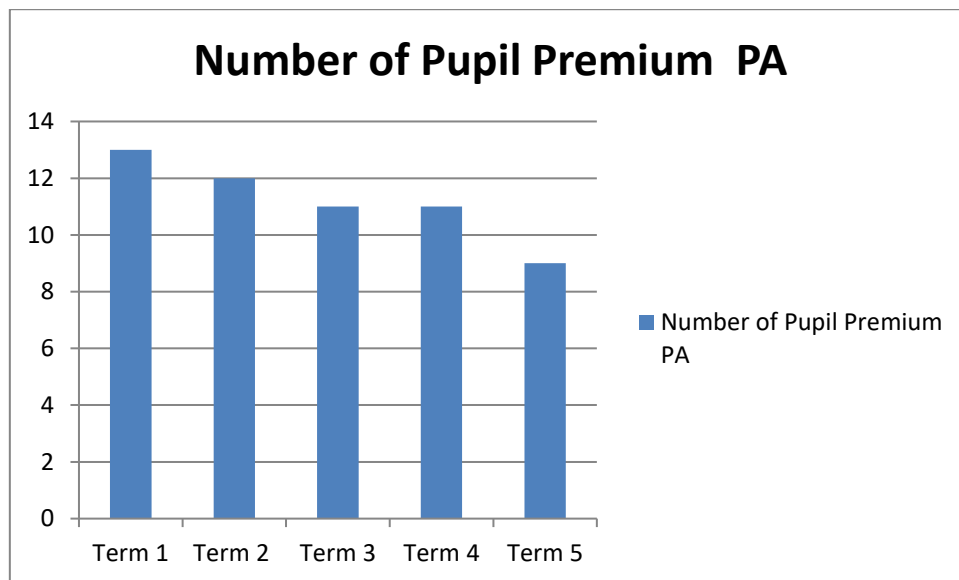
Combined Expected At Key Stage 2



Attendance Breakdown 2016-2017

Strategies implemented	Number of strategies achieved
School visits	10
Home visits	11
Letters to parents	17
Parent meetings	6
Attendance Support Plan meetings	4
Parent Contract meetings	0
Other meetings (FAM, CP, Core group etc.)	1 - admission meeting
Assemblies	0
Other strategies e.g. Late gates	0

School name	Percentage of sessions (half days) missed			Total number of student enrolments	Number of students Persistently absent	% students Persistently Absent
	% Overall absence	% Auth. Absence	% Unauth. absence			
Wargrave C.E. Primary School	4.4	3.4	1.0	271	25	9.2
St. Helens	4.1	3.1	1.0	12,586	1,093	8.7
North West	4.0	3.1	1.0	520,905	44,025	8.5
England	4.0	3.1	0.9	3,818,440	314,625	8.2



Pastoral Impact of Pupil Premium Spend

Vulnerable matrix in place, all safeguarding roles and responsibilities redefined. As a next step, senior leaders will specifically track frequency of concerns regarding pupil premium children to track these.

Safeguarding Manager now links with local networks to access the most update knowledge and training.

Externals services identified and we are now liaising with - Operation Encompass, Barnardos, Children's Centres, School health, LA, parent partnership.

Work on our school's Christian values and learning power has had an impact on children's attitudes, friendships, feelings and meta-cognitive development. Impact has been seen through Governor learning walks and lesson observations.